



## Ahimsa Industries Ltd.

102, Iscon Elegance, Nr. Shapath-5, Prahladnagar Junction,  
S. G. Highway, Ahmedabad - 380 015 (INDIA).

T. +91 79 27445901 / 02

info@ahimsaind.com | ahimsagreenpet@gmail.com

CIN: L25200GJ1996PLC028679

To,  
National Stock Exchange of India Limited  
Exchange Plaza,  
Plot No. C/1, G Block  
Bandra Kurla Complex, Bandra (East)  
Mumbai-400051

NSE Scrip Symbol: **AHIMSA**

Dear Sir/ Madam

**Subject: Unaudited Financial Results for the half year ended on 30<sup>th</sup> September, 2017 and Limited Review Report thereon as per Regulation 3 of SEBI (LODR) Regulations, 2015**

This is Inform you that Board of Directors of the company considered and adopted the Unaudited Financial Results for the half year ended on 30<sup>th</sup> September, 2017 and Limited Review Report thereon in the Board Meeting held on 11<sup>th</sup> November, 2017.

As per the requirement of Regulation 33 of SEBI (Listing Obligation and Disclosure Requirements) Regulations, 2015 forwarding herewith Unaudited Financial Results for the half year ended on 30<sup>th</sup> September, 2017 and Limited Review Report

We request you to kindly take the above said information on record.

For **Ahimsa Industries Limited**

  
**Ashutosh D. Gandhi**  
(Managing Director)  
(DIN No. 00654563)



**Date: 11/11/2017**

**Place: Ahmedabad**



**Part I**

**ANNEXURE I Format for submission of Audited financial results by companies other than banks  
Statement of Standalone Results for the half year ended 30th September,2017 of Ahimsa Industries Limited**

Amount in ₹

Particulars	6 months ended (30/09/2017)	Preceding 6 months ended on 31/03/2017	Corresponding 6 months of Previous year ended on 30/09/2016	Year to date figures for current period ended (31/03/2017)
	(Unaudited)	(Audited)	(Unaudited)	(Audited)
<b>1. Income from Operations</b>				
(a) Net Sales/Income from Operations (Net of excise duty)	62,40,95,809.96	38,85,77,044.19	20,42,51,809.66	59,28,28,853.85
(b) Other Operating Income	13,55,042.61	39,82,547.09	2,24,184.00	42,06,731.09
<b>Total income from Operations (net)</b>	<b>62,54,50,852.57</b>	<b>39,25,59,591.28</b>	<b>20,44,75,993.66</b>	<b>59,70,35,584.94</b>
<b>2. Expenses</b>				
(a) Cost of Materials consumed	7,87,25,771.53	12,50,21,774.95	4,28,48,202.27	16,78,69,977.22
(b) Purchase of stock-in-trade	51,08,52,110.45	21,93,65,471.03	12,05,70,499.24	33,99,35,970.27
(c) Changes in inventories of finished goods, work-in-progress and stock-in-trade	(61,78,686.02)	(70,06,364.12)	4,65,171.24	(65,41,192.88)
(d) Employee benefits expense	52,94,634.55	53,52,769.32	44,41,441.00	97,94,210.32
(e) Depreciation and amortisation expense	95,27,008.00	1,12,48,800.00	99,56,917.00	2,12,05,717.00
(f) Electricity Expense	58,76,416.98	69,04,102.00	65,45,719.71	1,34,49,821.71
(g) Job Work Charges	37,79,216.00	43,80,397.00	23,85,242.00	67,65,639.00
(f) Other expenses (Any item exceeding 10% of the total expenses relating to continuing operations to be shown separately)	1,24,94,294.25	1,11,13,607.65	40,78,678.16	1,51,92,285.81
<b>Total Expenses</b>	<b>62,03,70,765.73</b>	<b>37,63,80,557.83</b>	<b>19,12,91,870.62</b>	<b>56,76,72,428.45</b>
<b>3. Profit / (Loss) from operations before other income, finance costs and exceptional items (1 - 2)</b>	<b>50,80,086.84</b>	<b>1,61,79,033.45</b>	<b>1,31,84,123.04</b>	<b>2,93,63,156.49</b>
4. Other Income	5,27,707.37	5,19,638.55	3,83,795.65	9,03,434.20
<b>5. Profit / (Loss) from ordinary activities before finance costs and exceptional items (3 + 4)</b>	<b>56,07,794.21</b>	<b>1,66,98,672.00</b>	<b>1,35,67,918.69</b>	<b>3,02,66,590.69</b>
6. Finance Costs	(37,55,256.16)	(52,32,533.81)	(42,69,632.79)	(95,02,166.60)
<b>7. Profit / (Loss) from ordinary activities after finance costs but before exceptional items (5 + 6)</b>	<b>18,52,538.05</b>	<b>1,14,66,138.19</b>	<b>92,98,285.90</b>	<b>2,07,64,424.09</b>
8. Exceptional Items				
<b>9. Profit / (Loss) from ordinary activities before tax (7 + 8)</b>	<b>18,52,538.05</b>	<b>1,14,66,138.19</b>	<b>92,98,285.90</b>	<b>2,07,64,424.09</b>
<b>10. Tax expense</b>	<b>(5,35,075.00)</b>	<b>(38,90,846.00)</b>	<b>(33,36,596.00)</b>	<b>(72,27,442.00)</b>
Current Tax	(11,41,966.00)	(33,99,610.00)	(25,41,334.00)	(59,40,944.00)
Deferred Tax	6,06,891.00	(4,91,236.00)	(7,95,262.00)	(12,86,498.00)
<b>11. Net Profit / (Loss) from ordinary activities after tax (9 + 10)</b>	<b>13,17,463.05</b>	<b>75,75,292.19</b>	<b>59,61,689.90</b>	<b>1,35,36,982.09</b>
12. Extraordinary items				
<b>13. Net Profit / (Loss) for the period (11 + 12)</b>	<b>13,17,463.05</b>	<b>75,75,292.19</b>	<b>59,61,689.90</b>	<b>1,35,36,982.09</b>
14. Share of Profit / (loss) of associates				
15. Minority Interest				
<b>16. Net Profit / (Loss) after taxes, minority interest and share of profit / (loss) of associates (13 + 14 + 15)</b>	<b>13,17,463.05</b>	<b>75,75,292.19</b>	<b>59,61,689.90</b>	<b>1,35,36,982.09</b>
17. Paid-up equity share capital (54,73,990 Shares of Rs. 10 each)	5,47,39,900.00	5,47,39,900.00	5,47,39,900.00	5,47,39,900.00
18. Reserve excluding Revaluation Reserves as per balance sheet of previous accounting year	7,28,03,596.97	7,14,86,133.92	6,39,10,842.19	7,14,86,133.92
<b>19.i Earnings Per Share (before extraordinary items)</b>				
Face Value of Rs.10/- each) (not annualised):				
(a) Basic	0.24	0.14	1.09	2.47
(b) Diluted	0.24	0.14	1.09	2.47
<b>19.ii Earnings Per Share (after extraordinary items)</b>				
(of Rs.10/- each) (not annualised):				
(a) Basic	0.24	0.14	1.09	2.47
(b) Diluted	0.24	0.14	1.09	2.47
See accompanying note to the Financial Results				

*Shaher A. Gadhvi*



**Reporting of Segment wise Revenue, Results and Capital Employed along with the half yearly results of Ahimsa Industries Limited**

Particulars	6 months ended 30/09/2017	Preceding 6 months ended 31/03/2017	Corresponding 6 months of Previous year ended on 30/09/2016	Year to date figures for Previous period ended 31/03/2017
	Unaudited	Audited	Unaudited	Audited
<b>(Refer Notes Below)</b>				
<b>1. Segment Revenue</b>				
(a) Segment –Plastic	10,81,17,101.07	18,00,92,633.93	7,85,22,191.20	25,86,14,825.13
(b) Segment – Textile	51,73,33,751.50	21,24,66,957.55	12,59,53,802.46	33,84,20,760.01
(c) Unallocated				
<b>Total</b>	<b>62,54,50,852.57</b>	<b>39,25,59,591.48</b>	<b>20,44,75,993.66</b>	<b>59,70,35,585.14</b>
Less: Inter Segment Revenue				
<b>Net sales/Income From Operations</b>	<b>62,54,50,852.57</b>	<b>39,25,59,591.48</b>	<b>20,44,75,993.66</b>	<b>59,70,35,585.14</b>
<b>2. Segment Results (Profit)(+/-) Loss (-) before tax and interest from Each segment)#</b>				
(a) Segment –Plastic	(34,90,641.84)	1,96,49,422.14	(27,34,748.86)	1,69,14,673.28
(b) Segment – Textile	85,70,728.68	(34,70,388.91)	1,59,18,872.32	1,24,48,483.41
(c) Unallocated	5,27,707.37	5,19,638.35	3,83,795.65	9,03,434.00
<b>Total</b>	<b>56,07,794.21</b>	<b>1,66,98,671.58</b>	<b>1,35,67,919.11</b>	<b>3,02,66,590.69</b>
Less: i) Interest	(37,55,256.16)	(52,32,533.81)	(42,69,632.79)	(95,02,166.60)
ii) Other Un-allocable Expenditure net off				
(iii) Un-allocable income				
<b>Total Profit Before Tax</b>	<b>18,52,538.05</b>	<b>1,14,66,137.77</b>	<b>92,98,286.32</b>	<b>2,07,64,424.09</b>
Less:- Tax Expense				
(i) Provision for current tax	(11,41,966.00)	(33,99,610.00)	(25,41,334.00)	(59,40,944.00)
(ii) Provision for deferred tax	6,06,891.00	(4,91,236.00)	(7,95,262.00)	(12,86,498.00)
<b>Total Profit after Tax</b>	<b>13,17,463.05</b>	<b>75,75,291.77</b>	<b>59,61,690.32</b>	<b>1,35,36,982.09</b>
<b>3. Capital Employed</b>				
<b>Segment Assets</b>				
(a) Segment –Plastic	23,73,58,047.72	5,24,77,177.25	20,75,39,680.75	26,00,16,858.00
(b) Segment – Textile	19,03,61,299.09	4,82,48,665.49	5,62,33,688.60	10,44,82,354.09
(c) Unallocated	1,44,59,542.99	(18,01,928.31)	1,13,46,323.99	95,44,395.68
<b>Total Assets</b>	<b>44,21,78,889.80</b>	<b>9,89,23,914.43</b>	<b>27,51,19,693.34</b>	<b>37,40,43,607.77</b>
<b>Segment Liability</b>				
(a) Segment –Plastic	3,38,32,764.46	2,29,74,848.66	4,34,98,620.38	6,64,73,469.04
(b) Segment – Textile	18,76,09,899.54	7,39,67,911.49	1,61,98,758.73	9,01,66,670.22
(c) Unallocated	9,31,92,728.83	(67,45,826.06)	9,79,23,260.65	9,11,77,434.59
<b>Total Liability</b>	<b>31,46,35,392.83</b>	<b>9,01,96,934.09</b>	<b>15,76,20,639.76</b>	<b>24,78,17,573.85</b>
<b>Net Capital Employed</b>				
<b>(Segment Assets - Segment Liability)</b>				
(a) Segment –Plastic	20,35,25,283.26	2,95,02,328.59	16,40,41,060.37	19,35,43,388.96
(b) Segment – Textile	27,51,399.55	(2,57,19,246.00)	4,00,34,929.87	1,43,15,683.87
(c) Unallocated	(7,87,33,185.84)	49,43,897.75	(8,65,76,936.66)	(8,16,33,038.91)
<b>Total Net Capital Employed</b>	<b>12,75,43,496.97</b>	<b>87,26,980.34</b>	<b>11,74,99,053.58</b>	<b>12,62,26,033.92</b>

Notes:-

1. Segments have been identified in accordance with Accounting Standard(AS) 17 on Segment Reporting, considering the risk / return profiles of the business, their organizational structure and the internal reporting system. The above mentioned Segments are identified as identifiable as per reportable segment as it satisfied the relevant 10 % threshold.

2. Plastic Segment comprises of Pet,Preform,Cap,machinery,Die and Textile Segment consist of Trading in clothes.

3. Segment assets are recognized after deducting income tax Expense for the year and segment liabilities are recognized after deducting income tax liabilities for the year.

*Shri. A. G. Gadhvi*



**Statement of Assets and Liabilities for Ahimsa Industries Limited**

Amount in ₹

Standalone Statement of Assets and Liabilities	As at 30/09/2017	As at 31/03/2017*
<b>Particulars</b>		
<b>A EQUITY AND LIABILITIES</b>		
<b>1 Shareholders' funds</b>		
(a) Share capital	5,47,39,900.00	5,47,39,900.00
(b) Reserves and surplus	7,28,03,596.97	7,14,86,133.92
(c) Money received against share warrants	-	-
<b>Sub-total - Shareholders' funds</b>	<b>12,75,43,496.97</b>	<b>12,62,26,033.92</b>
<b>2. Share application money pending allotment</b>		
<b>3. Minority interest</b>		
<b>4. Non-current liabilities</b>		
(a) Long-term borrowings	1,51,78,270.33	2,14,42,425.00
(b) Deferred tax liabilities (net)	-	-
(c) Other long-term liabilities	-	-
(d) Long-term provisions	-	-
<b>Sub-total - Non-current liabilities</b>	<b>1,51,78,270.33</b>	<b>2,14,42,425.00</b>
<b>5. Current liabilities</b>		
(a) Short-term borrowings	7,80,14,458.50	6,81,77,279.59
(b) Trade payables	22,17,87,115.26	15,49,09,009.18
(c) Other current liabilities	74,71,620.35	31,45,020.31
(d) Short-term provisions	9,13,984.55	18,26,952.00
<b>Sub-total - Current liabilities</b>	<b>30,81,87,178.66</b>	<b>22,80,58,261.08</b>
<b>TOTAL - EQUITY AND LIABILITIES</b>	<b>45,09,08,945.96</b>	<b>37,57,26,720.00</b>
<b>B ASSETS</b>		
<b>1. Non-current assets</b>		
(a) Fixed assets	10,74,90,708.87	11,63,06,411.57
(b) Goodwill on consolidation	-	-
(c) Non-current investments	-	-
(d) Deferred tax assets (net)	29,98,576.00	23,91,685.00
(e) Long-term loans and advances	1,24,65,477.74	34,21,278.99
(f) Other non-current assets	-	-
<b>Sub-total - Non-current assets</b>	<b>12,29,54,762.61</b>	<b>12,21,19,375.56</b>
<b>2 Current assets</b>		
(a) Current investments	-	-
(b) Inventories	7,39,85,890.99	5,27,09,918.00
(c) Trade receivables	23,72,11,929.99	17,59,65,370.91
(d) Cash and cash equivalents	1,35,85,021.71	1,66,33,775.54
(e) Short-term loans and advances	55,640.00	76,141.00
(f) Other current assets	31,15,700.66	82,22,138.99
<b>Sub-total - Current assets</b>	<b>32,79,54,183.35</b>	<b>25,36,07,344.44</b>
<b>Total - Assets</b>	<b>45,09,08,945.96</b>	<b>37,57,26,720.00</b>

\* Previous Year's figures have been regrouped / reclassified wherever necessary to correspond with current year's classification / disclosure.

*Shri. A. Gulati*







**Notes:**


1. The financial results were reviewed by the Audit Committee and approved by Board of Directors in their meeting held on November 11<sup>th</sup>, 2017.
2. There were no investor Complaints received / pending as on 30-09-2017.
3. Figures of previous period/year have been regrouped/recast wherever necessary to make the Financial Statements comparable.
4. During the Period the company has not issued any kind of Shares.
5. During the period, the valuation of closing stock has been carried out at Cost or Net Realizable Value whichever is lower.
6. Income tax expense has been recognized in each Interim Period based on the best estimates of the weighted average annual effective tax rate as estimated by management.
7. Deferred Tax has been recognized in each Interim Period on the estimates made by management.
8. During the year under review company has made a claim for Interest Subsidy, which has been credited to respective Term Loan Interest.

**For, Ahimsa Industries Limited**

  
**Ashutosh D Gandhi**  
Managing Director  
DIN:00654563



  
**Sneha A Gandhi**  
Whole time Director  
DIN:00654675



**Date: November 11<sup>th</sup>, 2017**  
**Place: Ahmedabad**

