



Ahimsa Industries Ltd.

Reg. Office: Plot No. 160, Devraj Industrial Park,
Piplaj - Pirana Road, Village - Piplaj,
Ahmedabad - 382405. Gujarat (INDIA).

T. +91 79 29706733 / 29708292

ahimsagreenpet@ymail.com | info@ahimsaind.com

CIN: L25200GJ1996PLC028679

To,
The Manager,
Listing Department,
National Stock Exchange of India Limited,
Exchange Plaza,
Bandra Kurla Complex, Bandra (East),
Mumbai-400051

Date: 07/07/2020

(Symbol: **AHIMSA**) (Series: **SM**)

Sub: Outcome of the Board Meeting of AHIMSA INDUSTRIES LIMITED

This is in reference to the board meeting of AHIMSA INDUSTRIES LIMITED held on Tuesday, 07th July, 2020 at 5:00 P.M. at the Registered Office of the Company at 160, Devraj Industrial Park, Piplaj-Pirana Road, Village Piplaj, Ahmedabad, Gujarat – 382405.

Following matters have been passed at the Board meeting:

1. Minutes of preceding Board Meeting approved by the Board of Directors.
2. Board of Directors considered and approved the minutes of Committee meetings of the Company.
3. Chairman of the company placed before the Board the documents of Quarterly and half yearly compliances made to Stock Exchange for the quarter and half year ended on 31st March, 2020 and Board of Directors took note of the same.
4. Board of Directors took note of the statement giving the number of investor complaints pending at the beginning of the quarter, those received during the quarter, disposed off during the quarter and those remaining unresolved at the end of the quarter for the quarter ended on 31st March, 2020 as per Regulation 13(3) of the SEBI (Listing Obligation and Disclosure Requirements) Regulations, 2015.



Ahimsa Industries Ltd.

Reg. Office: Plot No. 160, Devraj Industrial Park,
Piplaj - Pirana Road, Village - Piplaj,
Ahmedabad - 382405. Gujarat (INDIA).

T. +91 79 29706733 / 29708292

ahimsagreenpet@gmail.com | info@ahimsaind.com

CIN: L25200GJ1996PLC028679

5. Board of Directors considered and approved the Financial results and Auditor's Report thereon for the half year ended on 31st March, 2020 and the financial year ended on 31st March, 2020 as per the Regulation 33 of SEBI (LODR) Regulations, 2015 and as per the provision of Section 134, 179 (3)(g) of Companies Act, 2013 and other applicable provisions, if any, and rules made there under.
6. Board of Directors considered, reviewed and approved the Internal Audit Report presented by M. H. Bhatt & Associates, Chartered Accountant, Ahmedabad (Firm Registration No. 147560W), Internal Auditor of Company for the Financial year ended on 31st March, 2020.

The Board Meeting of the company was concluded at 5:30 P.M.

Kindly take the same on your record and acknowledge a receipt of the same.

Thanking You,

Yours truly

Certified True Copy

For, AHIMSA INDUSTRIES LIMITED


Rashmi Lakhani

(Company Secretary & Compliance Officer)
(A46687)





INDEPENDENT AUDITOR'S REPORT

To the Members of Ahimsa Industries Limited

Report on the Audit of the Financial Statements for the year ended 31st March 2020

Opinion

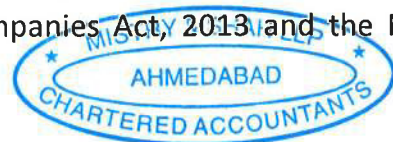
We have audited the accompanying statement of half yearly and year to date standalone financial results of Ahimsa Industries Limited (the "Company") for the half year ended March 31, 2020 and for the year ended March 31, 2020 (the "Statement"), attached herewith, being submitted by the Company pursuant to the requirement of Regulation 33 of the SEBI (Listing Obligations and Disclosure Requirements) Regulations, 2015, as amended (the "Listing Regulations").

In our opinion and to the best of our information and according to the explanations given to us, the Statement:

- i. is presented in accordance with the requirements of the Listing Regulations in this regard; and
- ii. gives a true and fair view in conformity with the applicable accounting standards and other accounting principles generally accepted in India, of the net profit, other comprehensive income and other financial information of the Company for the half year and year ended March 31, 2020.

Basis for Opinion

We conducted our audit in accordance with the Standards on Auditing (SAs) specified under section 143(10) of the Companies Act, 2013. Our responsibilities under those Standards are further described in the Auditor's Responsibilities for the Audit of the Financial Statements section of our report. We are independent of the Company in accordance with the Code of Ethics issued by the Institute of Chartered Accountants of India together with the ethical requirements that are relevant to our audit of the financial statements under the provisions of the Companies Act, 2013 and the Rules






there under, and we have fulfilled our other ethical responsibilities in accordance with these requirements and the Code of Ethics. We believe that the audit evidence we have obtained is sufficient and appropriate to provide a basis for our opinion.

Management's responsibilities for the Statement

This Statement which includes the Standalone Financial Results is the responsibility of the Company's Board of Directors and has been approved by them for the issuance. The Standalone Financial Results for the year ended March 31, 2020 has been compiled from the related unaudited standalone interim financial information. This responsibility includes the preparation and presentation of the Standalone Financial Results for the half year ended and year ended March 31, 2020 that give a true and fair view of the net loss after tax / net profit after tax, respectively and total other comprehensive loss and other financial information in accordance with the recognition and measurement principles laid down in the Indian Accounting Standards prescribed under Section 133 of the Act read with relevant rules issued thereunder and other accounting principles generally accepted in India and in compliance with Regulation 33 of the Listing Regulations. This responsibility also includes maintenance of adequate accounting records in accordance with the provisions of the Act for safeguarding the assets of the Company and for preventing and detecting frauds and other irregularities; selection and application of appropriate accounting policies; making judgments and estimates that are reasonable and prudent; and the design, implementation and maintenance of adequate internal financial controls that were operating effectively for ensuring the accuracy and completeness of the accounting records, relevant to the preparation and presentation of the Standalone Financial Results that give a true and fair view and is free from material misstatement, whether due to fraud or error.

In preparing the Standalone Financial Results, the Board of Directors are responsible for assessing the Company's ability, to continue as a going concern, disclosing, as applicable, matters related to going concern and using the going concern basis of accounting unless the Board of Directors either intends to liquidate the Company or to cease operations, or has no realistic alternative but to do so.

The Board of Director are also responsible for overseeing the financial reporting process of the company.



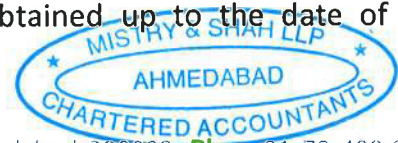


Auditor's Responsibilities for the Audit of the Statement

Our objectives are to obtain reasonable assurance about whether the financial statements as a whole are free from material misstatement, whether due to fraud or error, and to issue an auditor's report that includes our opinion. Reasonable assurance is a high level of assurance, but is not a guarantee that an audit conducted in accordance with Standards on Auditing will always detect a material misstatement when it exists. Misstatements can arise from fraud or error and are considered material if, individually or in the aggregate, they could reasonably be expected to influence the economic decisions of users taken on the basis of the Statement.

As part of an audit in accordance with Standards on Auditing, we exercise professional judgment and maintain professional skepticism throughout the audit. We also:

- Identify and assess the risks of material misstatement of the financial statements, whether due to fraud or error, design and perform audit procedures responsive to those risks, and obtain audit evidence that is sufficient and appropriate to provide a basis for our opinion. The risk of not detecting a material misstatement resulting from fraud is higher than for one resulting from error, as fraud may involve collusion, forgery, intentional omissions, misrepresentations, or the override of internal control.
- Obtain an understanding of the internal control relevant to the audit in order to design audit procedures that are appropriate in the circumstances. Under Section 143(3)(i) of the act, we are also responsible for explaining our opinion on whether the company has adequate internal financial controls system in place and the operating effectiveness of such controls.
- Evaluate the appropriateness of accounting policies used and the reasonableness of accounting estimates and related disclosures made by management.
- Conclude on the appropriateness of management's use of the going concern basis of accounting and, based on the audit evidence obtained, whether a material uncertainty exists related to events or conditions that may cast significant doubt on the Company's ability to continue as a going concern. If we conclude that a material uncertainty exists, we are required to draw attention in our auditor's report to the related disclosures in the financial statements or, if such disclosures are inadequate, to modify our opinion. Our conclusions are based on the audit evidence obtained up to the date of our





auditor's report. However, future events or conditions may cause the Company to cease to continue as a going concern.

- Evaluate the overall presentation, structure and content of the Statement, including the disclosures, and whether the financial statements represent the underlying transactions and events in a manner that achieves fair presentation.

- **Materiality**

Materiality is the magnitude of misstatements in the financial statements that, individually or in aggregate, makes it probable that the economic decisions of a reasonably knowledgeable user of the financial statements may be influenced. We consider quantitative materiality and qualitative factors in (i) planning the scope of our audit work and in evaluating the results of our work; and (ii) to evaluate the effect of any identified misstatements in the financial statements.


- **Communication with Management**

We communicate with those charged with governance regarding, among other matters, the planned scope and timing of the audit and significant audit findings, including any significant deficiencies in internal control that we identify during our audit.

We also provide those charged with governance with a statement that we have complied with relevant ethical requirements regarding independence, and to communicate with them all relationships and other matters that may reasonably be thought to bear on our independence, and where applicable, related safeguards.

Other matter

- We draw attention to Note no. 8 of the financial results, which describes that based on current indicators of future economic conditions, the Company expects to recover the carrying amount of all its assets & revenue recognized. The impact of the COVID-19 pandemic may be different from that estimated as at the date of approval of these financial results and the Company will continue to closely monitor any material changes to future economic conditions.





Mistry Shah
Chartered Accountants

Due to the COVID-19 related lockdown, we were unable to observe the Management's year-end physical verification of inventory. We have performed alternate procedures to audit the existence of inventory as per the guidance provided in SA 501 "Audit Evidence - Specific Considerations for Selected Items", which includes inspection of supporting documentation relating to purchases, production, sales, results of cyclical count performed by the Management through the year and such other third party evidences where applicable, and have obtained sufficient appropriate audit evidence to issue our unmodified opinion on these Standalone Financial Results.

Our report is not modified in respect of any of the above matters

- The Statement includes the results for the Half Year ended March 31, 2020 being the balancing figure between audited figures in respect of the full financial year and the published year to date figures up to the first half of the current financial year which were subject to limited review by us. Our report on the Statement is not modified in respect of this matter.

For Mistry & Shah LLP
Chartered Accountants
F.R.N: - 122702W



CA Krunal Shah
Partner
M.NO. 144596
UDIN: 20144596AAAABI4921

Place: Ahmedabad
Date: 07/07/2020

Part I

ANNEXURE I Format for submission of Audited financial results by companies other than banks
Statement of Standalone Results for the half year ended 31st March, 2020 of Ahimsa Industries Limited

Amount in ₹

Particulars	6 months ended (31/03/2020)	6 months ended (30/09/2019)	6 months ended (31/03/2019)	Year to date figures for current period ended (31/03/2020)	Year to date figures for current period ended (31/03/2019)
	(Audited)	(Unaudited)	(Audited)	(Audited)	(Audited)
1. Income from Operations					
(a) Net Sales/Income from Operations (Net of excise duty)	14,45,88,808.90	16,99,52,311.06	23,29,77,103.05	31,45,41,119.96	37,83,69,160.77
(b) Other Income	48,60,714.71	12,71,795.82	30,83,193.23	61,32,510.53	36,70,720.82
Total income from Operations (net)	14,94,49,523.61	17,12,24,106.88	23,60,60,296.28	32,06,73,630.49	38,20,39,881.59
2. Expenses					
(a) Cost of Materials consumed	10,18,56,282.83	12,36,85,386.40	10,40,66,077.41	22,55,41,669.23	23,08,88,054.07
(b) Purchase of stock-in-trade	1,91,08,367.66	3,42,59,129.68	7,30,90,992.11	5,33,67,497.34	8,73,79,097.09
(c) Changes in inventories of finished goods, work-in-progress and stock-in-trade	(45,56,918.55)	(1,17,96,499.87)	3,47,25,102.05	(1,63,53,418.42)	(28,45,047.19)
(d) Employee benefits expense	58,91,715.58	46,10,615.00	62,13,521.23	1,05,02,330.58	1,10,65,941.73
(e) Finance Costs	35,61,009.15	25,86,111.61	37,21,932.10	61,47,120.76	74,94,833.43
(f) Depreciation and amortisation expense	67,72,230.58	67,79,366.00	79,19,144.00	1,35,51,596.58	1,55,55,717.00
(g) Other expenses	1,75,96,020.85	1,48,86,172.11	1,32,27,212.45	3,24,82,192.96	2,93,38,047.45
Total Expenses	15,02,28,708.10	17,50,10,280.93	24,29,63,981.35	32,52,38,989.03	37,88,76,643.58
3. Profit / (Loss) before exceptional and extraordinary items ad tax (1-2)	(7,79,184.49)	(37,86,174.05)	(69,03,685.07)	(45,65,358.54)	31,63,238.01
4. Exceptional Items					
5. Profit / (Loss) before extraordinary items and tax (3-4)	(7,79,184.49)	(37,86,174.05)	(69,03,685.07)	(45,65,358.54)	31,63,238.01
6. Extraordinary items					
7. Profit / (Loss) before tax (5-6)	(7,79,184.49)	(37,86,174.05)	(69,03,685.07)	(45,65,358.54)	31,63,238.01
8. Tax expense	2,04,311.51	(16,637.00)	33,42,967.91	1,87,674.51	(10,17,591.09)
Current Tax	-	-	30,48,056.00	-	(12,77,744.00)
Deferred Tax	2,04,311.51	(16,637.00)	2,94,911.91	1,87,674.51	2,60,152.91
9. Profit/ (Loss) for the period from continuing operations (5-6)	(5,74,872.98)	(38,02,811.05)	(35,60,717.16)	(43,77,684.03)	21,45,646.92
10. Profit/ (Loss) from discontinuing operations	-	-	-	-	-
11. Tax Expense of discontinuing operations	-	-	-	-	-
12. Profit/ (Loss) from discontinuing operations (after taxes) (10-11)	-	-	-	-	-
13. Profit/(Loss) for the period (9+12)	(5,74,872.98)	(38,02,811.05)	(35,60,717.16)	(43,77,684.03)	21,45,646.92
10. Earnings Per Share					
Face Value of Rs.10/- each) (not annualised):					
(a) Basic	(0.11)	(0.69)	(0.65)	(0.80)	0.39
(b) Diluted	(0.11)	(0.69)	(0.65)	(0.80)	0.39
See accompanying note to the Financial Results					

Reporting of Segment wise Revenue, Results and Capital Employed along with the half yearly and year to date results of Ahimsa Industries Limited

Amount in ₹					
Particulars	6 Months Ended 31/03/2020	6 Months Ended 30/09/2019	Preceding 6 Months Ended 31/03/2019	Year to date figures for Previous period ended 31/03/2020	Year to date figures for Previous period ended 31/03/2019
(Refer Notes Below)	Audited	Unaudited	Audited	Audited	Audited
1. Segment Revenue					
(a) Segment – Plastic	14,35,82,943.78	15,18,99,811.80	14,74,33,950.15	29,54,82,755.58	29,02,53,028.98
(b) Segment – Textile	-	1,67,74,377.80	5,77,06,277.40	1,67,74,377.80	5,77,06,277.40
(c) Segment – Export Trading	21,02,158.08	1,81,828.50	2,63,72,469.88	22,83,986.58	3,04,09,854.39
(d) Unallocated	56,27,218.82	5,05,291.71	8,04,421.16	61,32,510.53	(10,62,215.93)
Total	15,13,12,320.68	16,93,61,309.81	23,23,17,118.59	32,06,73,630.49	37,73,06,944.84
Less: Inter Segment Revenue	-	-	1,61,80,860.73	-	-
Net sales/Income From Operations	15,13,12,320.68	16,93,61,309.81	21,61,36,257.86	32,06,73,630.49	37,73,06,944.84
2. Segment Results (Profit)(+/-) Loss (-) before tax and interest from Each segment)#					
(a) Segment – Plastic	27,30,246.57	12,37,786.99	(1,48,92,296.13)	39,68,033.56	10,89,123.70
(b) Segment – Textile	(6,35,604.64)	(9,45,836.54)	51,50,583.46	(15,81,441.18)	45,12,347.64
(c) Segment – Export Trading	6,96,557.40	(19,97,491.55)	57,55,221.75	(13,00,934.14)	61,18,497.45
(d) Unallocated	(2,26,712.91)	5,05,291.71	8,04,421.16	2,78,578.80	(10,62,215.93)
Total	25,64,486.42	(12,00,249.39)	(31,82,069.76)	13,64,237.03	1,06,57,752.87
Less: (i) Interest	(33,43,670.91)	(25,85,924.66)	(37,21,613.51)	(59,29,595.57)	(74,94,514.84)
(ii) Other Un-allocable Expenditure net off	-	-	-	-	-
(iii) Un-allocable income	-	-	-	-	-
Total Profit Before Tax	(7,79,184.49)	(37,86,174.05)	(69,03,683.27)	(45,65,358.54)	31,63,238.03
Less:- Tax Expense	-	-	-	-	-
(i) Provision for current tax	-	-	30,48,056.00	-	(12,77,744.00)
(ii) Provision for deferred tax	2,04,311.51	(16,637.00)	2,94,911.91	1,87,674.51	2,60,152.91
Total Profit after Tax	(5,74,872.98)	(38,02,811.05)	(35,60,715.36)	(43,77,684.03)	21,45,646.94
3. Capital Employed					
Segment Assets					
(a) Segment – Plastic	25,27,51,188.47	21,04,31,040.39	22,59,08,880.71	25,27,51,188.47	22,59,08,880.71
(b) Segment – Textile	2,74,60,827.01	2,28,84,955.75	10,65,85,706.75	2,74,60,827.01	10,65,85,706.75
(c) Segment – Export Trading	4,31,061.33	21,17,544.53	25,99,406.34	4,31,061.33	25,99,406.34
(d) Unallocated	74,57,457.41	1,12,52,234.90	1,04,26,384.90	74,57,457.41	1,04,26,384.90
Total Assets	28,81,00,534.22	24,66,85,775.57	34,55,20,378.70	28,81,00,534.22	34,55,20,378.70
Segment Liability					
(a) Segment – Plastic	6,95,25,279.61	2,85,51,721.19	3,99,76,539.46	6,95,25,279.61	3,99,76,539.46
(b) Segment – Textile	1,11,13,163.00	55,81,813.00	8,75,44,734.08	1,11,13,163.00	8,75,44,734.08
(c) Segment – Export Trading	-	39,375.00	35,000.00	-	35,000.00
(d) Unallocated	7,52,13,228.89	7,96,86,000.54	8,13,34,428.36	7,52,13,228.89	8,13,34,428.36
Total Liability	15,58,51,671.50	11,38,58,909.73	20,88,90,701.90	15,58,51,671.50	20,88,90,701.90
Net Capital Employed					
(Segment Assets - Segment Liability)					
(a) Segment – Plastic	18,32,25,908.86	18,18,79,319.20	18,59,32,341.25	18,32,25,908.86	18,59,32,341.25
(b) Segment – Textile	1,63,47,664.01	1,73,03,142.75	1,90,40,972.67	1,63,47,664.01	1,90,40,972.67
(c) Segment – Export Trading	4,31,061.33	20,78,169.53	25,64,406.34	4,31,061.33	25,64,406.34
(d) Unallocated	(6,77,55,771.48)	(6,84,33,765.64)	(7,09,08,043.46)	(6,77,55,771.48)	(7,09,08,043.46)
Total Net Capital Employed	13,22,48,862.72	13,28,26,865.84	13,66,29,676.80	13,22,48,862.72	13,66,29,676.80

Notes:-

1. Segments have been identified in accordance with Accounting Standard(AS) 17 on Segment Reporting, considering the risk / return profiles of the business, their organizational structure and the internal reporting system. The above mentioned Segments are identified as identifiable as per reportable segment as it satisfied the relevant 10 % threshold.

2. Plastic Segment comprises of Pet,Preform,Cap ,Textile Segment consist of Trading in clothes and Export Trading Segment consists of Machinery, Die and other products.

3. Segment assets are recognized after deducting income tax Expense for the year and segment liabilities are recognized after deducting income tax liabilities for the year.

Statement of Assets and Liabilities for Ahimsa Industries Limited

Amount in ₹

Standalone Statement of Assets and Liabilities	As at 31/03/2020	As at 31/03/2019*
Particulars		
A EQUITY AND LIABILITIES		
1 Shareholders' funds		
(a) Share capital	5,47,39,900.00	5,47,39,900.00
(b) Reserves and surplus	7,75,12,090.56	8,18,89,774.59
(c) Money received against share warrants		
Sub-total - Shareholders' funds	13,22,51,990.56	13,66,29,674.59
2. Share application money pending allotment	-	
3. Non-current liabilities		
(a) Long-term borrowings**	1,27,54,201.92	1,61,80,860.73
(b) Deferred tax liabilities (net)	-	-
(c) Other long-term liabilities	-	-
(d) Long-term provisions	-	-
Sub-total - Non-current liabilities	1,27,54,201.92	1,61,80,860.73
4. Current liabilities		
(a) Short-term borrowings	5,91,79,106.51	5,85,23,512.75
(b) Trade payables	2,61,08,191.22	13,08,88,595.45
(c) Other current liabilities	81,86,789.93	1,22,69,215.44
(d) Short-term provisions	12,72,784.02	12,16,804.56
Sub-total - Current liabilities	9,47,46,871.68	20,28,98,128.20
TOTAL - EQUITY AND LIABILITIES	23,97,53,064.16	35,57,08,663.52
B ASSETS		
1. Non-current assets		
(a) Fixed assets		
(i) Tangible Assets	7,75,22,483.07	8,98,23,562.09
(ii) Intangible Assets	-	-
(iii) Capital Work in Progress	-	-
(iv) Intangible Asset under Development	-	-
(b) Non-current investments	-	-
(c) Deferred tax assets (net)	37,16,671.42	35,28,996.91
(d) Long-term loans and advances	46,95,465.51	64,80,615.32
(e) Other non-current assets		
Sub-total - Non-current assets	8,59,34,620.00	9,98,33,174.32
2 Current assets		
(a) Current investments		
(b) Inventories	6,91,58,069.52	7,31,75,259.00
(c) Trade receivables	6,16,48,484.92	16,06,52,556.92
(d) Cash and cash equivalents	50,65,480.72	1,08,74,804.87
(e) Short-term loans and advances	25,000.00	50,180.00
(f) Other current assets	1,79,21,409.00	1,11,22,688.41
Sub-total - Current assets	15,38,18,444.16	25,58,75,489.20
Total - Assets	23,97,53,064.16	35,57,08,663.52

* Previous Year's figures have been regrouped / reclassified wherever necessary to correspond with current year's classification / disclosure.


Cash Flow Statement for the half year ended 31st March 2020 of Ahimsa Industries Limited

Particulars	Amount in ₹	
	For the period ended 31st March 2020	For the period ended 31st March 2019
	(Unaudited)	(Audited)
CASH FLOW FROM OPERATING ACTIVITIES		
Net Profit/(Loss) As per Profit & Loss Account	(43,77,684.03)	21,45,646.92
a)Tax and Extra-Ordinary Item		
Income Tax	-	12,77,744.00
Deferred Tax Asset	(1,87,674.51)	(2,60,152.91)
Net Profit (Loss) before tax	(45,65,358.54)	31,63,238.01
b)Adjustments:-		
Effect in Depreciation Chart due to Schedule II of Companies Act,2013		-
Interest and finance cost	61,47,120.76	74,94,833.43
Loss on sale of fixed asset and Profit		
Profit on sale of fixed asset and Profit	44,74,058.30	
Depreciation	1,35,51,596.58	1,55,55,717.00
Subsidy Written off		-
Interest Income	4,11,604.00	7,95,046.78
Deferred Tax Asset Reversed		-
Operating profit(loss) before working capital changes	2,45,84,379.64	2,38,45,597.21
c)Adjustments:-		
Decrease/(Increase) in Trade Receivables	9,90,04,072.31	14,06,15,471.02
Decrease/(Increase) in Inventories	40,17,189.48	28,60,294.94
(Decrease)/Increase in Trade Payables	(10,47,80,404.23)	(9,64,23,217.35)
(Decrease)/Increase in Short term Borrowings	6,55,593.76	1,92,07,248.46
(Decrease)/Increase in Other Current liabilities	(40,82,425.51)	(6,02,33,385.79)
(Decrease)/Increase in Short term Provision	55,979.46	(29,26,788.36)
Decrease/(Increase) in Other Current Asset	(67,98,720.48)	(12,98,458.60)
Decrease/(Increase) in Short term loans and advances	25,180.00	27,321.00
Net Cash Flow before tax and extra ordinary item	(1,19,03,535.21)	18,28,485.32
Direct Taxes Paid	-	(12,77,744.00)
Less: Extraordinary Items		
Net Cash Flow from Operating Activities	81,15,485.89	2,75,59,576.54
CASH FLOW FROM INVESTING ACTIVITIES:		
a)Acquisition of Fixed Assets	(57,24,577.00)	(65,59,495.00)
b)Sale of Fixed Assets		-
c)Interest Income	(4,11,604.00)	(7,95,046.78)
d)Interest and finance cost	(61,47,120.76)	(74,94,833.43)
e)Decrease/(Increase) in Long term loan and advances	17,85,149.81	(2,80,871.41)
Net Cash Flow from Investing Activities	(1,04,98,151.95)	(1,51,30,246.62)
CASH FLOW FROM FINANCING ACTIVITIES:		
a) Increase in Share Capital		-
b)Repayment of Long Term Borrowings	(34,26,658.09)	(1,30,21,425.37)
c)Share Premium Received		-
Net Cash Flow from Financing Activities	(34,26,658.09)	(1,30,21,425.37)
Net Increase in Cash and Equivalent	(58,09,324.15)	(5,92,095.45)
Cash And Cash Equivalents as at the Beginning of the period	1,08,74,804.87	1,14,66,900.32
Cash And Cash Equivalents as at the Closing of the period	50,65,480.72	1,08,74,804.87

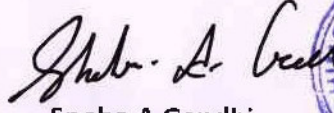
Notes:

1. The financial results were reviewed by the Audit Committee and approved by Board of Directors in their meeting held on July 07th, 2020.
2. There were no Investor Complaints received / pending as on 31-03-2020.
3. Figures of previous period/year have been regrouped/recast wherever necessary to make the Financial Statements comparable.
4. During the Period the company has not issued any kind of Shares.
5. During the period, the valuation of closing stock has been carried out at Cost or Net Realizable Value whichever is lower.
6. Income tax expense has been recognized in each Interim Period based on the best estimates of the weighted average annual effective tax rate as estimated by management.
7. Deferred Tax has been recognized in each Interim Period on the estimates made by management.
8. The Covid-19 Pandemic is rapidly spreading across the world as well as in India and had caused nationwide shutdown. The Company has resumed its business activities in a phased manner in line with the directives of the Government of India. The company's management has made initial assessment of likely adverse impact on business, and believes that the impact is not material in nature. The management does not see any medium to long term risks in the Company's ability to continue as a going concern and meeting its liabilities as and when they fall due.
9. The statement includes results for the half year ended 31st March, 2020 and 31st March, 2019 being balancing figures between the audited figures in respect of full financial year ended on 31st March 2020, and 31st March, 2019 and unaudited figures in respect of half year ended on 30th September, 2019 and 30th September, 2018 respectively.

For, Ahimsa Industries Limited


Ashutosh B. Gandhi
Managing Director
DIN: 00654563




Sneha A Gandhi
Whole time Director
DIN: 00654675



Date: July 7th, 2020

Place: Ahmedabad



Ahimsa Industries Ltd.

Reg. Office: Plot No. 160, Devraj Industrial Park,
Piplaj - Pirana Road, Village - Piplaj,
Ahmedabad - 382405. Gujarat (INDIA).

T. +91 79 29706733 / 29708292


ahimsagreenpet@gmail.com | info@ahimsaind.com

CIN: L25200GJ1996PLC028679

**DECLARATION PURSUANT TO REGULATION 33(3) (D) OF THE SEBI (LISTING
OBLIGATION AND DISCLOSURE REQUIREMENTS) (AMENDMENT) REGULATIONS,
2016 AND SEBI CIRCULAR NO: CIR/CFD/CMD/56/2016**

In accordance with Regulation 33(3)(d) of the SEBI (Listing Obligations and Disclosure Requirements) Regulations, 2015 as amended by the SEBI (Listing Obligations and Disclosure Requirements) (Amendment) Regulations, 2016 and SEBI Circular No: CIR/CFD/CMD/56/2016 dated 27th May, 2016. we hereby declare that M/s Mistry & Shah, Chartered Accountants (Firm Registration Number: 122702W), Statutory Auditors of the Company have issued an Audit Report with unmodified opinion on Audited Financial Results of the Company for the half year and year ended 31st March, 2020.

FOR, AHIMSA INDUSTRIES LIMITED


ASHUTOSH GANDHI
MANAGING DIRECTOR
(DIN: 00654563)



Date: 07th July, 2020

Place: Ahmedabad